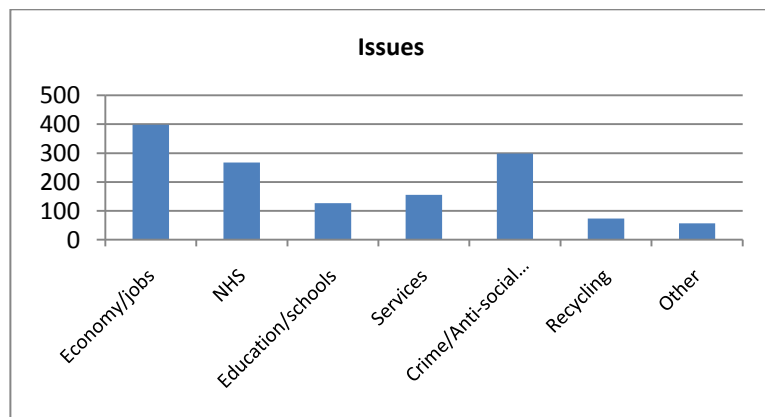


## Weymouth and Portland Survey Analysis

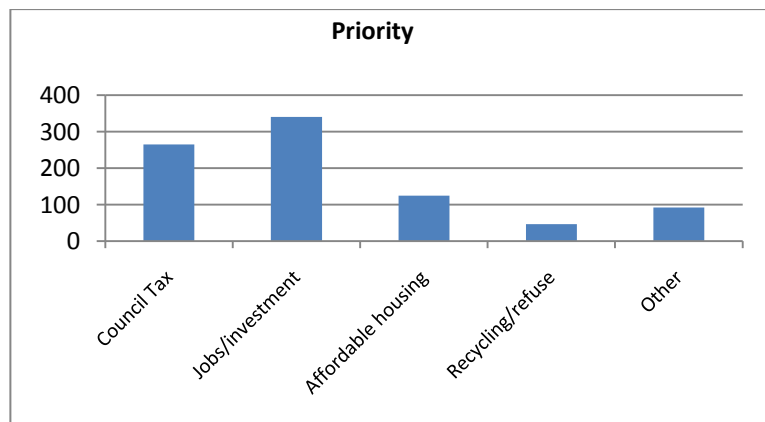
Respondents: 685

1. Which of these issues do you consider to be the most important to you?



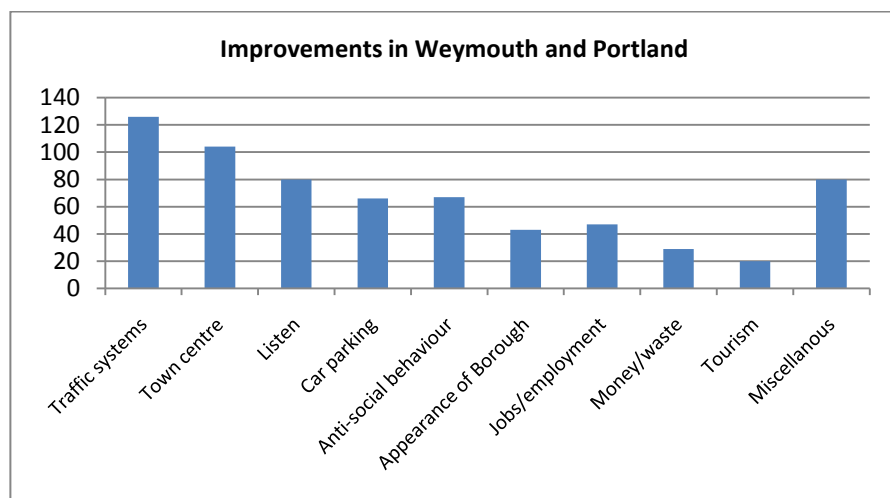
Option	Reponse	Percent
State of economy and jobs	398	29%
The NHS	268	19%
Education and schools	127	9%
Provision of services	156	11%
Crime and anti-social behaviour	298	22%
Recycling	73	5%
Other	57	4%
<b>Total</b>	<b>1377</b>	

2. Which one of these should Weymouth and Portland Council make its priority?



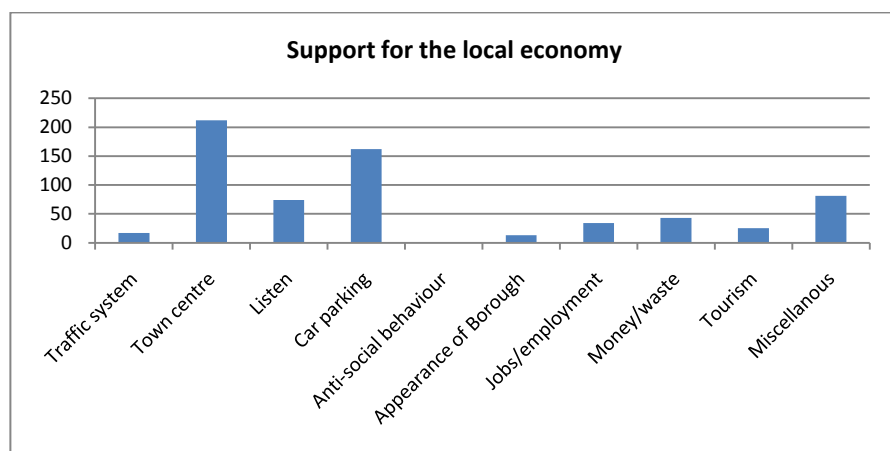
Option	Response	Percent
Keeping council tax down	265	30%
Promoting jobs and investment	341	39%
Providing more affordable housing	125	14%
Improving recycling and refuse collections	47	5%
Other	92	11%
<b>Total</b>	<b>870</b>	

### 3. What can the Council do to improve Weymouth and Portland?



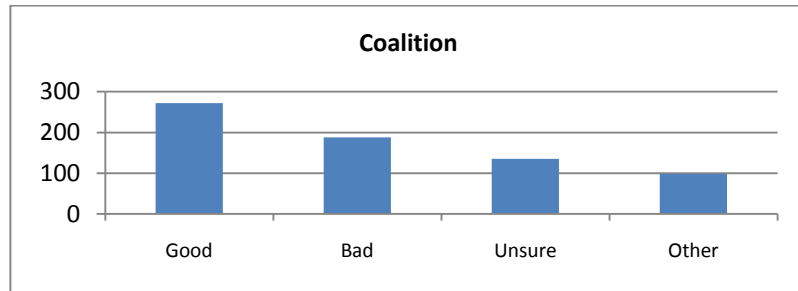
Issue	Response	Percent
Traffic system	126	19%
Town centre investment and rates	104	16%
Listen to residents	80	12%
Car parking	66	10%
Anti-social behaviour and crime	67	10%
Appearance of Borough	43	7%
Jobs and employment	47	7%
Money and waste	29	4%
Tourism	20	3%
Miscellaneous other	80	12%
<b>Total</b>	<b>662</b>	

### 4. How can the Council support the local economy?



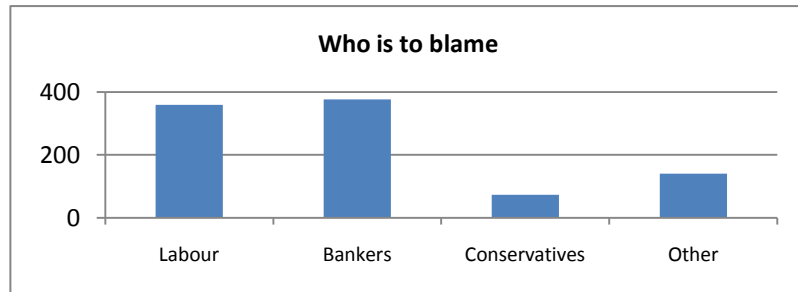
Issue	Response	Percent
Traffic system	17	3%
Town centre investment and rates	212	32%
Listen to residents	74	11%
Car parking	162	25%
Anti-social behaviour	1	0%
Appearance of Borough	13	2%
Jobs and employment	34	5%
Money and waste	43	7%
Tourism	25	4%
Miscellaneous	81	12%
<b>Total</b>	<b>662</b>	

5. What do you think of the coalition?



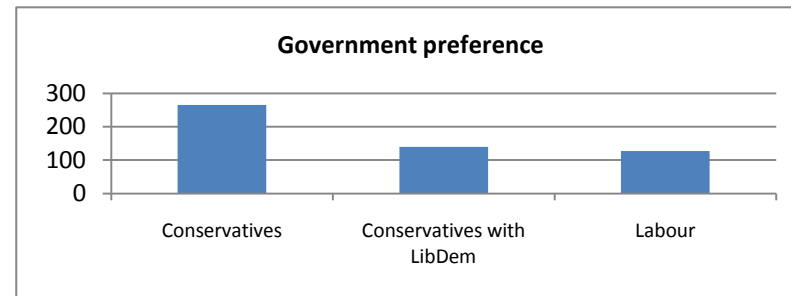
Option	Response	Percent
It's good	272	39%
It's bad	188	27%
Not sure	135	19%
Other	98	14%
<b>Total</b>	<b>693</b>	

6. Who do you think is to blame for the problems we face?



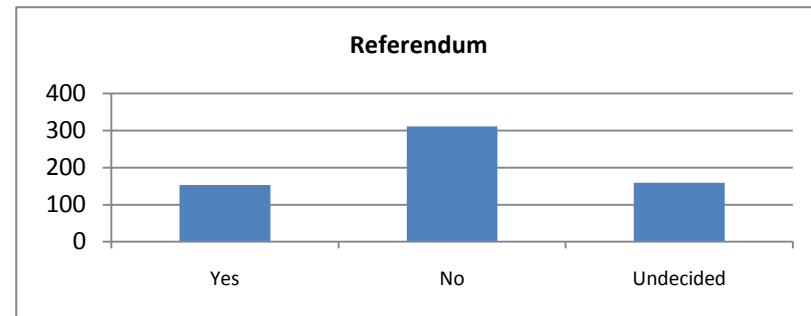
Option	Response	Percent
Gordon Brown and the Labour gov't	359	38%
The bankers	377	40%
David Cameron and the Conservative gov't	73	8%
Other	140	15%
<b>Total</b>	<b>949</b>	

7. What is your preference of the next government?



Option	Response	Percent
Conservatives	266	50%
Conservatives with Liberal Democrats	140	26%
Labour	127	24%
<b>Total</b>	<b>533</b>	

8. Will you vote to change the voting system from First Past the Post?



Option	Response	Percent
Yes - I want to change to AV	153	25%
No - I want to stick with First Past the Post	311	50%
Undecided	159	26%
<b>Total</b>	<b>623</b>	